MTA

Fittings & Accessories



MTA-cat-9-0

ROTAREX Group

A total component solution, from source to process

CONTENTS

3	COMPONENTS & MANUFACTURING		
4	MATERIALS / HOW TO ORDER		
6	GASES / NORMS ASSIGNEMENT TABLE		
7	MTA - STANDARD FEATURES CGA, DIN, BS, AFNOR, JIS	UHP	
8	MTA - STANDARD FEATURES CGA, DIN, BS, AFNOR, JIS	HP	
10	MTA - STANDARD CONNECTORS	UHP	CGA/DISS
12	MTA - STANDARD ADAPTORS AND BLANK PLUGS	UHP	CGA/DISS
14	MTA - STANDARD INLET CONNECTOR	HP	CGA
16	MTA - STANDARD ADAPTORS AND BLANK PLUGS & CAPS	HP	CGA
18	MTA - STANDARD CYLINDER VALVE OUTLET SEAL CAPS & PLUGS	HP	CGA
20	MTA - STANDARD INLET CONNECTORS	HP	DIN
22	MTA - STANDARD ADAPTORS AND BLANK PLUGS & CAPS	HP	DIN
24	MTA - STANDARD CYLINDER VALVE OUTLET SEAL CAPS & PLUGS	HP	DIN
26	MTA - STANDARD INLET CONNECTORS	HP	BS
28	MTA - STANDARD ADAPTORS AND BLANK PLUGS & CAPS	HP	BS
30	MTA - STANDARD CYLINDER VALVE OUTLET SEAL CAPS & PLUGS	HP	BS
32	MTA - STANDARD INLET CONNECTORS	HP	AFNOR
34	MTA - STANDARD ADAPTORS AND BLANK PLUGS & CAPS	HP	AFNOR
36	MTA - STANDARD CYLINDER VALVE OUTLET SEAL CAPS & PLUGS	HP	AFNOR
38	MTA - STANDARD INLET CONNECTORS	HP	JIS
40	MTA - STANDARD ADAPTORS AND BLANK PLUGS & CAPS	HP	JIS
42	MTA - STANDARD CYLINDER VALVE OUTLET SEAL CAPS & PLUGS	HP	JIS

COMPONENTS/MANUFACTURING

MTA - COMPONENTS

- Full range of HP & UHP Products (Cylinder connectors, cap nuts, adaptors, gaskets)
- Upstream connection

  fits all local norms and standards – CGA, DISS, JIS, DIN, BS, NF
- Downstream connection

  - Imperial and metric BWO ends,
  - face seal glands
  - NPT
- Materials of construction

  Standards: 316L MOD VAR, 316L LS, Brass

  Options: Hastelloy®, Nickel
- Customized solutions on request

MTA - MANUFACTURING

- ISO 9001 certification
- Fully integrated processing (machining, electropolishing, decontamination, packaging)
- Certified class 10 CR
- Products manufactured at our « THREE STAR PROCESS » standards which include:
- Full traceability at all steps (SPC CAQS)
- Continuous monitoring of key process parameters.
- Consistent checking of product performances regarding both functionality and cleanliness.

THREE® STAR PROCESS

Explanation of legends

S = Stainless Steel AISI/316L
V = AISI 316L AOD-VAR
N = Nickel
H = Hastelloy®
B = Brass
SS 303 = Stainless Steel AISI 303

Explanation of connections and Gaskets Materials

MM = connection Metal/Metal
PCTFE = Polychlortrifluorethylene
PVDF = Polyvinylidene fluoride
EPDM = Ethylene - Propylene - Rubber
FRM = Fluorocarbon - Rubber
CR = Chloroprene - Rubber
NI = Nickel
SP = Silver plated stainless Steel

Explanation of surface finish

Ra 0.2 EP : Average Roughness 0.2 µm Electro-polished
Ra 0.4 EP : Average Roughness 0.4 µm Electro-polished
Ra 0.8 EP : Average Roughness 0.8 µm Non Electro-polished

According to the pieces you want to order please refer to the corresponding columns in the following pages:

Complete assembly:
Ref. Number →

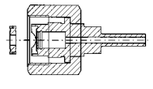

nipple: →

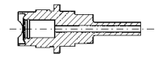

nut: →

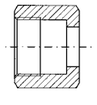

gasket: →

When you have defined the corresponding reference, please do not forget to add the requested material:

Example:
1) Complete Assembly
Cylinder valve connection: CGA 632
End connection: BW 1/4"
2) Nipple material : AOD VAR
3) Gasket material: Nickel

Final Reference for your order : 40 - 632 - 4BW - V - Ni

Note:

The surface finish is standard depending on the connection types

Other surface finish requirements are available upon request such as for instance RA 0,4 non-electropolished (passivated)

GASES / NORMS ASSIGNEMENT TABLE[1]

GAS		UHP CGA/DISS	CGA	BS	DIN	AFNOR	JIS
Ammonia	NH_3	720	660	10	6	C	22-R
Argon	Ar	718	580	3	6	C	22/23-R
Arsenic Pentafluoride	As_2F_5	642			8		
Arsine	AsH_3	632	350	4	1	E	22 - L
Boron Trichloride	BCl_3	634	660	14	8	J	22 - L
Boron Trifluoride	BF_3	642	330	14	8	J	22 - L
Bromochlorodifluoromethane	$BrCClF_2$		660	6	6	C	
Bromotrifluoromethane	$BrCF_3$		660	6	6	C	
Butane	C_4H_{10}		510	9	1	E	23 - L
Carbon Dioxide	CO_2	716	320	8	6	C	
Carbon Monoxide	CO	724	350	4	5	E	22 - L
Carbonyl Sulfide	COS		330			E	
Chlorine	Cl	728	660	6,14	8	J	26 - R
Chlorine Trifluoride	ClF_3		670	6		P	26 - L
Chlorodifluoromethane	$CClF_2H$		660	6	6	C	
Chlorotrifluoromethane	$CClF_3$		660		6	C	
Diborane	B_2H_6	632	350	4			22 - L
Dichlorodifluoromethane	CCl_2F_2	716	660	6	6	C	
Dichlorofluoromethane	CCl_2FH		660	6	6	C	
Dichlorosilane	H_2SiCl_2	636	678	15	5		
Dichlorotetrafluoroethane	$C_2Cl_2F_4$		660	6	6	C	
Diethylzinc	$(C_2H_5)_2Zn$	726	510				
1,1-Difluoroethylene	$C_2F_2H_2$		350		1	E	22 - L
Dimethylzinc	$(CH_3)_2Zn$	726					
Dimethylamine	C_2H_7N		705	11	1	E	22/26-L
Dimethylether	C_2H_6O		510		1	E	26 - L
Disilane	Si_2H_8		632			E	
Ethane	C_2H_6		350		1	E	22 - L
Ethyl Chloride	C_2ClH_5		300	7,17	1	E	26 - L
Ethylene	C_2H_4		350	2	1	E	22 - L
Fluorine	F_2		679		8	F	22 - R
Germane	GeH_4	632	350			E	
Halocarbons [2]	/	716	660	6	6	C	
Helium	He	718	326	3	6	C	22/23-R
Hydrogen	H_2	724	350	4	1	E	22 - L
Hydrogen Bromide	HBr	634	330		8	K	26 - R
Hydrogen Chloride	HCl	634	330		8	K	26 - R
Hydrogen Fluoride	MF	638	660	6		K	26 - R
Hydrogen Iodide	HI	670	330			K	
Hydrogen Selenide	H_2Se	632	350	4	5	E	
Hydrogen Sulfide	H_2S	722	330	15	5	E	
Isobutane	C_4H_{10}		510	2	1,2,4	E	
Isobutylene	C_4H_8		510	2	1	E	23 - L
Krypton	Kr	718	510	3	6	C	22/23-R
Neon	Ne	718	580	3	6	C	22/23-R

A total component solution, from source to process ROTAREX Group

GASES / NORMS ASSIGNEMENT TABLE

GAS		UHP CGA	CGA	BS	DIN	AFNOR	JIS
Nitrogen	N_2	718	580	3	10	C	22/23-R
Nitrous Oxide	N_2O	712	580	13	11	G	
Oxygen	O_2	714	740	3	9	F	22/23-R
Perfluoropropane	C_3F_8	716	660				
Phosgene	CCl_2O		660	6 ,14	8	K	26-R
Phosphine	PH_3	632	350	4	1	E	
Phosphorus Pentafluoride	PF_5	642	330				
Silane	SiH_4	632	350	3	1	E	
Silicon Tetrachloride	$SiCl_4$	636		Compression Fittings			
Silicon Tetrafluoride	SiF_4	642	330	6	8		
Sulphur Dioxide	SO_2	660	10,16	7	K	26 - R	
Sulphur Hexafluoride	SF_6	716	326	6	6	C	
Trichlorosilane	$HSiCl_3$		636				
1,1,1-Trichlorotrifluoroethane	$C_2Cl_3F_3$	716	660				
Trichlorofluoromethane	CCl_3F		660				
Triethylaluminium	AlC_6H_{15}	726	510				
Trifluoromethane	CF_3H		660				
Trimethylamine	C_3H_9N		705	11	1	E	26 - L
Tungsten Hexafluoride	WF_6	638	670		8	J	
Vinyl Bromide	BrC_2H_3		510		1	E	26 - L
Vinyl Chloride	C_2ClH_3		510	7	1	E	26 - L
Vinyl Fluoride	C_2FH_3		350		1	E	22 - L
Xenon	Xe	718	580	3	6	C	22/26-L

(1) This list is non exhaustive and for your information only

Source:

CGA V 1 1994
BS 341 Part 1 1991
DIN 477 Teil 1
AFNOR NF E 29 - 650
JIS (Jap.) B 8246 1996

(2) Halocarbon CF_4 14: CGA 320 or 580

ROTAREX Group A total component solution, from source to process

INLET CONNECTORS

- 316L/316 L AOD VAR/HASTELLOY®
- CGA DISS NON ROTATING SYSTEM
- 3 STAR PROCESS

NIPPLES/NUTS



- 316 L SS
- BRASS
- 3 STAR PROCESS

ADAPTORS

- 316 L SS
- CGA DISS NON ROTATING SYSTEM
- 3 STAR PROCESS

ADAPTORS

- 316 L SS
- BRASS

CYLINDER VALVE OUTLET SEAL CAPS

- 316 L SS
- CGA DISS NON ROTATING SYSTEM
- NICKEL GASKET, RING AND CHAIN INCLUDED
- DELIVERED WITH OR WITHOUT A CHAIN



CONNECTORS BLANK PLUG/CAP



- STAINLESS STEEL SILVER PLATED
- DUAL LEAK TEST PORTS

GASKETS

MATERIAL:

- 316 L SILVER PLATED (option on request)
- NICKEL (standard)
- PCTFE (standard)
- AL (option on request)

RETAINER RING:

- 316 L SS INCLUDED

- GASKETS IN ALUMINUM AVAILABLE UPON REQUEST
- GASKETS WITH FLOWRESTRICTORS AVAILABLE UPON REQUEST
- 3 STAR PROCESS

CYLINDER VALVE OUTLET SEAL CAPS

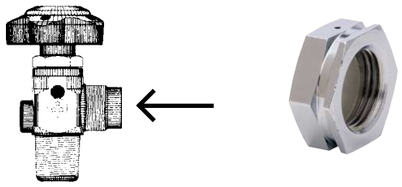

- 303/316 L SS
- VARIOUS SEALING DISC MATERIAL
- CHAIN AND RING. STAINLESS STEEL
- DELIVERED WITH OR WITHOUT A CHAIN

GASKETS/WASHERS

MATERIAL:

- PCTFE
- PVDF
- PTFE (option on request)

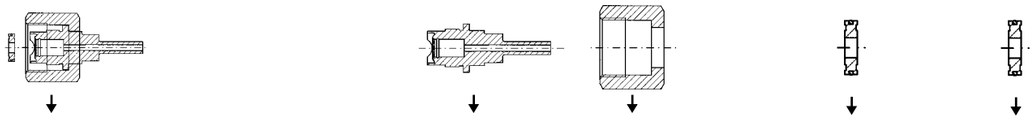

DISS/CGA V-1 Ref. Number	End Connection	Ref. Number Nipple, Nut, Gasket	Length (L)	Internal Surface Finish µm (µ inch)	Ref. Number Nipple	Ref. Number Nut	HEX Nut	Ref. Number Gasket (Material)	Ref. Number Gasket (Material)	Nipple Available Material S	V	N	H
								Nickel	PCTFE				
632	BW 1/4"	40-632-4BW-_	2-1/2"	Ra 0.2 (8 Ra) EP	10-632-4BW-_	20-632-N-_	1.1/4"	30-NI-0	30-PC-0	o	•	x	x
	FS 1/4"	40-632-4FS-_	3"	Ra 0.2 (8 Ra) EP	10-632-4FS-_					o	•	x	x
	NPT 1/4"	40-632-4N-_	3"	Ra 0.4 (16 Ra) EP	10-632-4N-_					•	o	x	x
634	BW 1/4"	40-634-4BW-_	2-1/2"	Ra 0.2 (8 Ra) EP	10-634-4BW-_	20-634-N-_	1.1/4"	30-NI-0	30-PC-0	o	•	x	x
	FS 1/4"	40-634-4FS-_	3"	Ra 0.2 (8 Ra) EP	10-634-4FS-_					o	•	x	x
	NPT 1/4"	40-634-4N-_	3"	Ra 0.4 (16 Ra) EP	10-634-4N-_					•	o	x	x
636	BW 1/4"	40-636-4BW-_	2-1/2"	Ra 0.2 (8 Ra) EP	10-636-4BW-_	20-636-N-_	1.1/4"	30-NI-0	30-PC-0	o	•	x	x
	FS 1/4"	40-636-4FS-_	3"	Ra 0.2 (8 Ra) EP	10-636-4FS-_					o	•	x	x
	NPT 1/4"	40-636-4N-_	3"	Ra 0.4 (16 Ra) EP	10-636-4N-_					•	o	x	x
638	BW 1/4"	40-638-4BW-_	2-1/2"	Ra 0.2 (8 Ra) EP	10-638-4BW-_	20-638-N-_	1.1/4"	30-NI-0	30-PC-0	o	•	x	x
	FS 1/4"	40-638-4FS-_	3"	Ra 0.2 (8 Ra) EP	10-638-4FS-_					o	•	x	x
	NPT 1/4"	40-638-4N-_	3"	Ra 0.4 (16 Ra) EP	10-638-4N-_					•	o	x	x
640	BW 1/4"	40-640-4BW-_	2-1/2"	Ra 0.2 (8 Ra) EP	10-640-4BW-_	20-640-N-_	1.1/4"	30-NI-0	30-PC-0	o	•	x	x
	FS 1/4"	40-640-4FS-_	3"	Ra 0.2 (8 Ra) EP	10-640-4FS-_					o	•	x	x
	NPT 1/4"	40-640-4N-_	3"	Ra 0.4 (16 Ra) EP	10-640-4N-_					•	o	x	x
712	BW 1/4"	40-712-4BW-_	2-1/2"	Ra 0.2 (8 Ra) EP	10-712-4BW-_	20-712-N-_	1.3/8"	30-NI-0	30-PC-0	o	•	x	x
	FS 1/4"	40-712-4FS-_	3"	Ra 0.2 (8 Ra) EP	10-712-4FS-_					o	•	x	x
	NPT 1/4"	40-712-4N-_	3"	Ra 0.4 (16 Ra) EP	10-712-4N-_					•	o	x	x
714	BW 1/4"	40-714-4BW-_	2-1/2"	Ra 0.2 (8 Ra) EP	10-714-4BW-_	20-714-N-_	1.3/8"	30-NI-0	30-PC-0	o	•	x	x
	FS 1/4"	40-714-4FS-_	3"	Ra 0.2 (8 Ra) EP	10-714-4FS-_					o	•	x	x
	NPT 1/4"	40-714-4N-_	3"	Ra 0.4 (16 Ra) EP	10-714-4N-_					•	o	x	x
716	BW 1/4"	40-716-4BW-_	2-1/2"	Ra 0.2 (8 Ra) EP	10-716-4BW-_	20-716-N-_	1.3/8"	30-NI-0	30-PC-0	o	•	x	x
	FS 1/4"	40-716-4FS-_	3"	Ra 0.2 (8 Ra) EP	10-716-4FS-_					o	•	x	x
	NPT 1/4"	40-716-4N-_	3"	Ra 0.4 (16 Ra) EP	10-716-4N-_					•	o	x	x
718	BW 1/4"	40-718-4BW-_	2-1/2"	Ra 0.2 (8 Ra) EP	10-718-4BW-_	20-718-N-_	1.3/8"	30-NI-0	30-PC-0	o	•	x	x
	FS 1/4"	40-718-4FS-_	3"	Ra 0.2 (8 Ra) EP	10-718-4FS-_					o	•	x	x
	NPT 1/4"	40-718-4N-_	3"	Ra 0.4 (16 Ra) EP	10-718-4N-_					•	o	x	x
720	BW 1/4"	40-720-4BW-_	2-1/2"	Ra 0.2 (8 Ra) EP	10-720-4BW-_	20-720-N-_	1.3/8"	30-NI-0	30-PC-0	o	•	x	x
	FS 1/4"	40-720-4FS-_	3"	Ra 0.2 (8 Ra) EP	10-720-4FS-_					o	•	x	x
	NPT 1/4"	40-720-4N-_	3"	Ra 0.4 (16 Ra) EP	10-720-4N-_					•	o	x	x
722	BW 1/4"	40-722-4BW-_	2-1/2"	Ra 0.2 (8 Ra) EP	10-722-4BW-_	20-722-N-_	1.3/8"	30-NI-0	30-PC-0	o	•	x	x
	FS 1/4"	40-722-4FS-_	3"	Ra 0.2 (8 Ra) EP	10-722-4FS-_					o	•	x	x
	NPT 1/4"	40-722-4N-_	3"	Ra 0.4 (16 Ra) EP	10-722-4N-_					•	o	x	x
724	BW 1/4"	40-724-4BW-_	2-1/2"	Ra 0.2 (8 Ra) EP	10-724-4BW-_	20-724-N-_	1.3/8"	30-NI-0	30-PC-0	o	•	x	x
	FS 1/4"	40-724-4FS-_	3"	Ra 0.2 (8 Ra) EP	10-724-4FS-_					o	•	x	x
	NPT 1/4"	40-724-4N-_	3"	Ra 0.4 (16 Ra) EP	10-724-4N-_					•	o	x	x
726	BW 1/4"	40-726-4BW-_	2-1/2"	Ra 0.2 (8 Ra) EP	10-726-4BW-_	20-726-N-_	1.3/8"	30-NI-0	30-PC-0	o	•	x	x
	FS 1/4"	40-726-4FS-_	3"	Ra 0.2 (8 Ra) EP	10-726-4FS-_					o	•	x	x
	NPT 1/4"	40-726-4N-_	3"	Ra 0.4 (16 Ra) EP	10-726-4N-_					•	o	x	x
728	BW 1/4"	40-728-4BW-_	2-1/2"	Ra 0.2 (8 Ra) EP	10-728-4BW-_	20-728-N-_	1.3/8"	30-NI-0	30-PC-0	o	•	x	x
	FS 1/4"	40-728-4FS-_	3"	Ra 0.2 (8 Ra) EP	10-728-4FS-_					o	•	x	x
	NPT 1/4"	40-728-4N-_	3"	Ra 0.4 (16 Ra) EP	10-728-4N-_					•	o	x	x

• = available
o = on request
x = not available

BUTT WELD

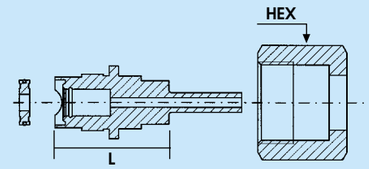

FACE SEAL

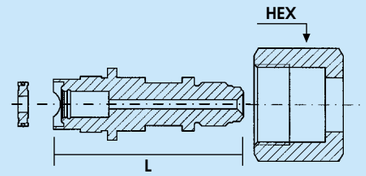

NPT

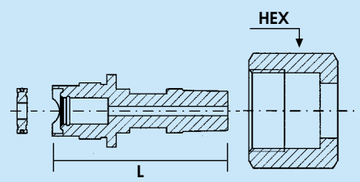

CGA V-1 Ref. Number	End Connection	Ref. Number Adaptor Blank Plug/Cap	Length (L)	HEX Nut	Internal Surface Finish µm (µ inch)	Nipple Available Material S	V	N	H
632	Blank Plug	50-632-BP-_	1.5"	1.1/8"	Ra 0.2 (8 Ra) EP	•	o	x	x
	FS 1/4"	60-632-4FS-_	2"		Ra 0.2 (8 Ra) EP	•	o	x	x
	NPT 1/4"	60-632-4N-_	1.8"		Ra 0.4 (16 Ra) EP	•	o	x	x
634	Blank Plug	50-634-BP-_	1.5"	1.1/8"	Ra 0.2 (8 Ra) EP	•	o	x	x
	FS 1/4"	60-634-4FS-_	2"		Ra 0.2 (8 Ra) EP	•	o	x	x
	NPT 1/4"	60-634-4N-_	1.8"		Ra 0.4 (16 Ra) EP	•	o	x	x
636	Blank Plug	50-636-BP-_	1.5"	1.1/8"	Ra 0.2 (8 Ra) EP	•	o	x	x
	FS 1/4"	60-636-4FS-_	2"		Ra 0.2 (8 Ra) EP	•	o	x	x
	NPT 1/4"	60-636-4N-_	1.8"		Ra 0.4 (16 Ra) EP	•	o	x	x
638	Blank Plug	50-638-BP-_	1.5"	1.1/8"	Ra 0.2 (8 Ra) EP	•	o	x	x
	FS 1/4"	60-638-4FS-_	2"		Ra 0.2 (8 Ra) EP	•	o	x	x
	NPT 1/4"	60-638-4N-_	1.8"		Ra 0.4 (16 Ra) EP	•	o	x	x
640	Blank Plug	50-640-BP-_	1.5"	1.1/8"	Ra 0.2 (8 Ra) EP	•	o	x	x
	FS 1/4"	60-640-4FS-_	2"		Ra 0.2 (8 Ra) EP	•	o	x	x
	NPT 1/4"	60-640-4N-_	1.8"		Ra 0.4 (16 Ra) EP	•	o	x	x
712	Blank Plug	50-712-BP-_	1.5"	1.1/4"	Ra 0.2 (8 Ra) EP	•	o	x	x
	FS 1/4"	60-712-4FS-_	2"		Ra 0.2 (8 Ra) EP	•	o	x	x
	NPT 1/4"	60-712-4N-_	1.8"		Ra 0.4 (16 Ra) EP	•	o	x	x
714	Blank Plug	50-714-BP-_	1.5"	1.1/4"	Ra 0.2 (8 Ra) EP	•	o	x	x
	FS 1/4"	60-714-4FS-_	2"		Ra 0.2 (8 Ra) EP	•	o	x	x
	NPT 1/4"	60-714-4N-_	1.8"		Ra 0.4 (16 Ra) EP	•	o	x	x
716	Blank Plug	50-716-BP-_	1.5"	1.1/4"	Ra 0.2 (8 Ra) EP	•	o	x	x
	FS 1/4"	60-716-4FS-_	2"		Ra 0.2 (8 Ra) EP	•	o	x	x
	NPT 1/4"	60-716-4N-_	1.8"		Ra 0.4 (16 Ra) EP	•	o	x	x
718	Blank Plug	50-718-BP-_	1.5"	1.1/4"	Ra 0.2 (8 Ra) EP	•	o	x	x
	FS 1/4"	60-718-4FS-_	2"		Ra 0.2 (8 Ra) EP	•	o	x	x
	NPT 1/4"	60-718-4N-_	1.8"		Ra 0.4 (16 Ra) EP	•	o	x	x
720	Blank Plug	50-720-BP-_	1.5"	1.1/4"	Ra 0.2 (8 Ra) EP	•	o	x	x
	FS 1/4"	60-720-4FS-_	2"		Ra 0.2 (8 Ra) EP	•	o	x	x
	NPT 1/4"	60-720-4N-_	1.8"		Ra 0.4 (16 Ra) EP	•	o	x	x
722	Blank Plug	50-722-BP-_	1.5"	1.1/4"	Ra 0.2 (8 Ra) EP	•	o	x	x
	FS 1/4"	60-722-4FS-_	2"		Ra 0.2 (8 Ra) EP	•	o	x	x
	NPT 1/4"	60-722-4N-_	1.8"		Ra 0.4 (16 Ra) EP	•	o	x	x
724	Blank Plug	50-724-BP-_	1.5"	1.1/4"	Ra 0.2 (8 Ra) EP	•	o	x	x
	FS 1/4"	60-724-4FS-_	2"		Ra 0.2 (8 Ra) EP	•	o	x	x
	NPT 1/4"	60-724-4N-_	1.8"		Ra 0.4 (16 Ra) EP	•	o	x	x
726	Blank Plug	50-726-BP-_	1.5"	1.1/4"	Ra 0.2 (8 Ra) EP	•	o	x	x
	FS 1/4"	60-726-4FS-_	2"		Ra 0.2 (8 Ra) EP	•	o	x	x
	NPT 1/4"	60-726-4N-_	1.8"		Ra 0.4 (16 Ra) EP	•	o	x	x
728	Blank Plug	50-728-BP-_	1.5"	1.1/4"	Ra 0.2 (8 Ra) EP	•	o	x	x
	FS 1/4"	60-728-4FS-_	2"		Ra 0.2 (8 Ra) EP	•	o	x	x
	NPT 1/4"	60-728-4N-_	1.8"		Ra 0.4 (16 Ra) EP	•	o	x	x

• = available
o = on request
x = not available

CONNECTORS BLANK PLUGS/CAPS

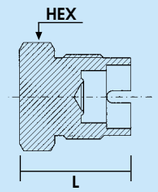

FACE SEAL

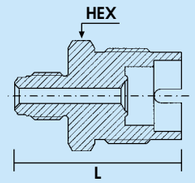

NPT

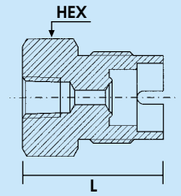

CYLINDER VALVES GASKETS & OUTLET SEAL CAPS

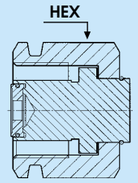

Fig. 1

CGA V-1 Number	Ref. Number	Material
630	30-NI-0	Nickel
710	30-PC-0	PCTFE

CGA V-1 Number	End Connection	Ref. Number	HEX	Fig	S303	S316
630	Outlet Cap	70-630-OC	1.1/4"	1	•	•
710	Outlet Cap	70-710-OC	1.3/8"	1	•	•

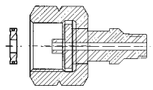
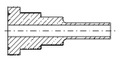

CGA V-1 Ref. Number	End Connection	Ref. Number Nipple, Nut, Gasket	Length (L)	Internal Surface Finish1[1] µm (µ inch)	Ref. Number Nipple	Ref. Number Nut	HEX Nut	Ref. Number Gasket (Material)	Ref. Number Gasket (Material)	Ref. Number Gasket (Material)	Nipple Available Material S	V	N	H	B
						Stainless steel only		PVDF	PCTFE	MM					
170	BW 1/4" NPT 1/4"	40-170-4BW-_ 40-170-4N-_	1-1/4" 1-1/4"	Ra 0.2 (8 Ra) EP Ra 0.8 (32 Ra)	10-170-4BW-_ 10-170-4N-_	20-170-N-_	11/16"	30-PV-1	30-PC-1		o •	• x	x x	x x	x •
180	BW 1/4" NPT 1/4"	40-180-4BW-_ 40-180-4N-_	1-1/4" 1-1/4"	Ra 0.2 (8 Ra) EP Ra 0.8 (32 Ra)	10-180-4BW-_ 10-180-4N-_	20-180-N-_	3/4"	30-PV-2	30-PC-2		o •	• x	x x	x x	x •
290	BW 1/4" NPT 1/4"	40-290-4BW-_ 40-290-4N-_	2-5/8" 2-1/4"	Ra 0.2 (8 Ra) EP Ra 0.8 (32 Ra)	10-290-4BW-_ 10-290-4N-_	20-290-N-_	1"			Metal to Metal sealing (No Gasket)	o •	• x	x x	x x	x •
296	BW 1/4" FS 1/4" NPT 1/4"	40-296-4BW-_ 40-296-4FS-_ 40-296-4N-_	2-5/8" 2-3/4" 3-1/2"	Ra 0.2 (8 Ra) EP Ra 0.2 (8 Ra) EP Ra 0.8 (32 Ra)	10-296-4BW-_ 10-296-4FS-_ 10-296-4N-_	20-296-P-_	7/8"			Metal to Metal sealing (No Gasket)	o o •	• • x	x x x	x x x	x x •
320	BW 1/4" FS 1/4" NPT 1/4"	40-320-4BW-_ 40-320-4FS-_ 40-320-4N-_	1-3/4" 1-3/4" 2-1/2"	Ra 0.2 (8 Ra) EP Ra 0.2 (8 Ra) EP Ra 0.8 (32 Ra)	10-320-4BW-_ 10-320-4FS-_ 10-320-4N-_	20-320-N-_	1.1/8"	30-PV-3	30-PC-3		o o •	• • x	x x x	x x x	x x •
326	BW 1/4" FS 1/4" NPT 1/4"	40-326-4BW-_ 40-326-4FS-_ 40-326-4N-_	2-1/4" 2-1/4" 3"	Ra 0.2 (8 Ra) EP Ra 0.2 (8 Ra) EP Ra 0.8 (32 Ra)	10-326-4BW-_ 10-326-4FS-_ 10-326-4N-_	20-326-N-_	1.1/8"			Metal to Metal sealing (No Gasket)	o o •	• • x	x x x	x x x	x x •
330	BW 1/4" FS 1/4" NPT 1/4"	40-330-4BW-_ 40-330-4FS-_ 40-330-4N-_	1-3/4" 1-3/4" 2-1/2"	Ra 0.2 (8 Ra) EP Ra 0.2 (8 Ra) EP Ra 0.8 (32 Ra)	10-330-4BW-_ 10-330-4FS-_ 10-330-4N-_	20-330-N-_	1.1/8"	30-PV-3	30-PC-3		o o •	• • x	o o o	o o o	x x •
346	BW 1/4" FS 1/4" NPT 1/4"	40-346-4BW-_ 40-346-4FS-_ 40-346-4N-_	2-5/16" 2-1/4" 3"	Ra 0.2 (8 Ra) EP Ra 0.2 (8 Ra) EP Ra 0.8 (32 Ra)	10-346-4BW-_ 10-346-4FS-_ 10-346-4N-_	20-346-N-_	1.1/8"			Metal to Metal sealing (No Gasket)	o o •	• • x	x x x	x x x	x x •
350	BW 1/4" FS 1/4" NPT 1/4"	40-350-4BW-_ 40-350-4FS-_ 40-350-4N-_	2-5/16" 2-1/4" 3"	Ra 0.2 (8 Ra) EP Ra 0.2 (8 Ra) EP Ra 0.8 (32 Ra)	10-350-4BW-_ 10-350-4FS-_ 10-350-4N-_	20-350-4N-_	1.1/8"			Metal to Metal sealing (No Gasket)	o o •	• • x	x x x	x x x	x x •
510	BW 1/4" FS 1/4" NPT 1/4"	40-510-4BW-_ 40-510-4FS-_ 40-510-4N-_	2-5/8" 2-3/4" 3-1/2"	Ra 0.2 (8 Ra) EP Ra 0.2 (8 Ra) EP Ra 0.8 (32 Ra)	10-510-4BW-_ 10-510-4FS-_ 10-510-4N-_	20-510-P-_	1.1/8"			Metal to Metal sealing (No Gasket)	o o •	• • x	x x x	x x x	x x •
540	BW 1/4" FS 1/4" NPT 1/4"	40-540-4BW-_ 40-540-4FS-_ 40-540-4N-_	2-1/4" 2-1/4" 3"	Ra 0.2 (8 Ra) EP Ra 0.2 (8 Ra) EP Ra 0.8 (32 Ra)	10-540-4BW-_ 10-540-4FS-_ 10-540-4N-_	20-540-N-_	1.1/8"			Metal to Metal sealing (No Gasket)	o o •	• • x	x x x	x x x	x x •
580	BW 1/4" FS 1/4" NPT 1/4"	40-580-4BW-_ 40-580-4FS-_ 40-580-4N-_	2-5/8" 2-3/4" 3-1/2"	Ra 0.2 (8 Ra) EP Ra 0.2 (8 Ra) EP Ra 0.8 (32 Ra)	10-580-4BW-_ 10-580-4FS-_ 10-580-4N-_	20-580-P-_	1.1/8"			Metal to Metal sealing (No Gasket)	o o •	• • x	x x x	x x x	x x •
590	BW 1/4" FS 1/4" NPT 1/4"	40-590-4BW-_ 40-590-4FS-_ 40-590-4N-_	2-5/8" 2-3/4" 3-1/2"	Ra 0.2 (8 Ra) EP Ra 0.2 (8 Ra) EP Ra 0.8 (32 Ra)	10-590-4BW-_ 10-590-4FS-_ 10-590-4N-_	20-590-P-_	1.1/8"			Metal to Metal sealing (No Gasket)	o o •	• • x	x x x	x x x	x x •
660	BW 1/4" FS 1/4" NPT 1/4"	40-660-4BW-_ 40-660-4FS-_ 40-660-4N-_	2-3/16" 1-7/8" 2-5/8"	Ra 0.2 (8 Ra) EP Ra 0.2 (8 Ra) EP Ra 0.8 (32 Ra)	10-660-4BW-_ 10-660-4FS-_ 10-660-4N-_	20-660-N-_	1.1/4"	30-PV-4	30-PC-4		o o •	• • x	o o o	o o o	x x •
670	BW 1/4" FS 1/4" NPT 1/4"	40-670-4BW-_ 40-670-4FS-_ 40-670-4N-_	2-3/16" 1-7/8" 2-5/8"	Ra 0.2 (8 Ra) EP Ra 0.2 (8 Ra) EP Ra 0.8 (32 Ra)	10-670-4BW-_ 10-670-4FS-_ 10-670-4N-_	20-670-N-_	1.1/4"	30-PV-4	30-PC-4		o o •	• • x	o o o	o o o	x x o
677	BW 1/4" FS 1/4" NPT 1/4"	40-677-4BW-_ 40-677-4FS-_ 40-677-4N-_	2" 1-7/8" 2-3/8"	Ra 0.2 (8 Ra) EP Ra 0.2 (8 Ra) EP Ra 0.8 (32 Ra)	10-677-4BW-_ 10-677-4FS-_ 10-677-4N-_	20-677-N-_	1.1/4"			Metal to Metal sealing (No Gasket)	o o •	• • x	o o o	o o o	x x •
678	BW 1/4" FS 1/4" NPT 1/4"	40-678-4BW-_ 40-678-4FS-_ 40-678-4N-_	2-1/2" 2" 2-3/8"	Ra 0.2 (8 Ra) EP Ra 0.2 (8 Ra) EP Ra 0.8 (32 Ra)	10-678-4BW-_ 10-678-4FS-_ 10-678-4N-_	20-678-N-_	1.1/4"	30-PV-5	30-PC-5		o o •	• • x	o o o	o o o	x x •
679	BW 1/4" FS 1/4" NPT 1/4"	40-679-4BW-_ 40-679-4FS-_ 40-679-4N-_	2-1/2" 2" 3"	Ra 0.2 (8 Ra) EP Ra 0.2 (8 Ra) EP Ra 0.8 (32 Ra)	10-679-4BW-_ 10-679-4FS-_ 10-679-4N-_	20-679-N-_	1.1/4"	30-PV-5	30-PC-5		o o •	• • x	o o o	o o o	x x •

• = available
o = on request
x = not available
1[1] = not suitable for brass

CGA 330/BUTT WELD

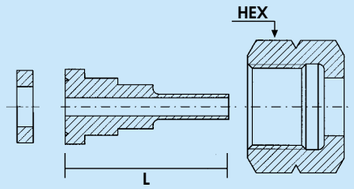

CGA 540/FACE SEAL

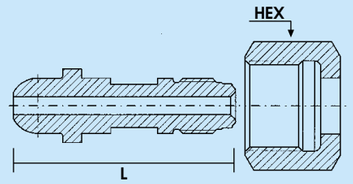



CGA 580/NPT

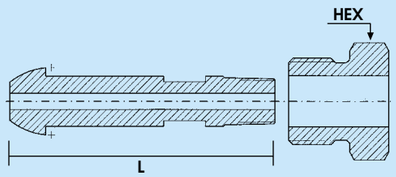

CGA V-1 Ref. Number	End Connection	Ref. Number Adaptor Blank Plug/Cap	Length (L)	HEX	Internal Surface Finish 1°) µm (µ inch)	Nipple Available Material S	V	N	H	B
296	FS 1/4"	60-296-4FS-_	2"	1.1/8"	Ra 0.2 (8 Ra) EP	•		x	x	x
	NPT 1/4"	60-296-4N-_	2"		Ra 0.8 (32 Ra)	•		x	x	•
	Blank Cap	50-296-BC-_	1-3/8"		—	•		x	x	•
320	FS 1/4"	60-320-4FS-_	1-3/4"	1"	Ra 0.2 (8 Ra) EP	•	x	x	x	x
	NPT 1/4"	60-320-4N-_	1-1/8"		Ra 0.8 (32 Ra)	•	x	x	x	•
	Blank Plug	50-320-BP-_	1-1/8"		—	•	o	x	x	•
326	FS 1/4"	60-326-4FS-_	1-3/4"	1"	Ra 0.2 (8 Ra) EP	•	x	x	x	x
	NPT 1/4"	60-326-4N-_	1-3/8"		Ra 0.8 (32 Ra)	•	x	x	x	•
	Blank Plug	50-326-BP-_	1-1/8"		—	•	o	x	x	•
330	FS 1/4"	60-330-4FS-_	1-3/4"	1"	Ra 0.2 (8 Ra) EP	•	x	x	x	x
	NPT 1/4"	60-330-4N-_	1-3/8"		Ra 0.8 (32 Ra)	•	x	x	x	•
	Blank Plug	50-330-BP-_	1-1/8"		—	•	o	x	x	•
346	FS 1/4"	60-346-4FS-_	1-7/8"	1"	Ra 0.2 (8 Ra) EP	•	x	x	x	x
	NPT 1/4"	60-346-4N-_	1-3/8"		Ra 0.8 (32 Ra)	•	x	x	x	o
	Blank Plug	50-346-BP-_	1-1/8"		—	•	o	x	x	o
350	FS 1/4"	60-350-4FS-_	1-7/8"	1"	Ra 0.2 (8 Ra) EP	•	x	x	x	x
	NPT 1/4"	60-350-4N-_	1-3/8"		Ra 0.8 (32 Ra)	•	x	x	x	•
	Blank Plug	50-350-BP-_	1-1/8"		—	•	o	x	x	•
510	FS 1/4"	60-510-4FS-_	2"	1.1/8"	Ra 0.2 (8 Ra) EP	•	x	x	x	x
	NPT 1/4"	60-510-4N-_	2"		Ra 0.8 (32 Ra)	•	x	x	x	•
	Blank Cap	50-510-BC-_	1-3/8"		—	•	o	x	x	•
540	FS 1/4"	60-540-4FS-_	1-7/8"	1"	Ra 0.2 (8 Ra) EP	•	x	x	x	x
	NPT 1/4"	60-540-4N-_	1-1/2"		Ra 0.8 (32 Ra)	•	x	x	x	•
	Blank Plug	50-540-BP-_	1-1/8"		—	•	o	x	x	•
580	FS 1/4"	60-580-4FS-_	2"	1.1/4"	Ra 0.2 (8 Ra) EP	•	x	x	x	x
	NPT 1/4"	60-580-4N-_	2"		Ra 0.8 (32 Ra)	•	x	x	x	•
	Blank Cap	50-580-BC-_	1-3/8"		—	•	o	x	x	•
590	FS 1/4"	60-590-4FS-_	2"	1.1/4"	Ra 0.2 (8 Ra) EP	•	x	x	x	x
	NPT 1/4"	60-590-4N-_	2"		Ra 0.8 (32 Ra)	•	x	x	x	•
	Blank Cap	50-590-BC-_	1-3/8"		—	•	o	x	x	•
660	FS 1/4"	60-660-4FS-_	1-1/2"	1.1/8"	Ra 0.2 (8 Ra) EP	•	x	o	o	x
	NPT 1/4"	60-660-4N-_	1-1/4"		Ra 0.8 (32 Ra)	•	x	o	o	•
	Blank Plug	50-660-BP-_	7/8"		—	•	o	o	o	•
670	FS 1/4"	60-670-4FS-_	1-1/2"	1.1/8"	Ra 0.2 (8 Ra) EP	•	x	o	o	x
	NPT 1/4"	60-670-4N-_	1-1/4"		Ra 0.8 (32 Ra)	•	x	o	o	o
	Blank Plug	50-670-BP-_	7/8""		—	•	o	o	o	o
677	FS 1/4"	60-677-4FS-_	1-1/2"	1.1/8"	Ra 0.2 (8 Ra) EP	•	x	o	o	x
	NPT 1/4"	60-677-4N-_	1-3/8"		Ra 0.8 (32 Ra)	•	x	o	o	•
	Blank Plug	50-677-BP-_	1"		—	•	o	o	o	•
678	FS 1/4"	60-678-4FS-_	1-1/2"	1.1/8"	Ra 0.2 (8 Ra) EP	•	x	o	o	x
	NPT 1/4"	60-678-4N-_	1-3/8"		Ra 0.8 (32 Ra)	•	x	o	o	x
	Blank Plug	50-678-BP-_	1"		—	•	o	o	o	x
679	FS 1/4"	60-679-4FS-_	1-3/4"	1.1/8"	Ra 0.2 (8 Ra) EP	•	x	o	o	x
	NPT 1/4"	60-679-4N-_	1-1/4"		Ra 0.8 (32 Ra)	•	x	o	o	o
	Blank Plug	50-679-BP-_	7/8"		—	•	o	o	o	o

• = available
o = on request
x = not available
1°) = not suitable for brass

ADAPTORS FACE SEAL

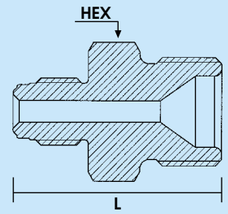

ADAPTORS NPT

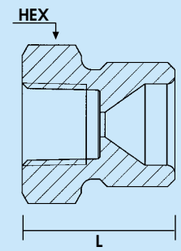

CONNECTORS BLANK CAPS

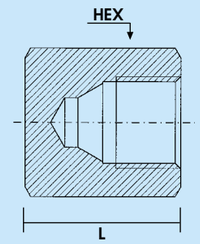



CONNECTORS BLANK PLUGS

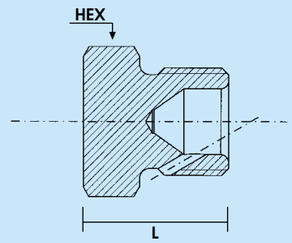

CGA V-1 Ref. Number	End Connection	Ref. Number Outlet Seal Cap	Length (L)	Fig.	S 303	S 316	B
296	Outlet Plug	30-296-OP-_	*	3 - 4	•	x	•
320	Outlet Cap	30-320-OC-_	0.57"	1	•	x	•
326	Outlet Cap	30-326-OC-_	*	2	•	o	•
330	Outlet Cap	30-330-OC-_	0.57	1	•	o	•
346	Outlet Cap	30-346-OC-_	*	2	•	x	•
350	Outlet Cap	30-350-OC-_	*	2	•	o	•
510	Outlet Plug	30-510-OP-_	*	3 - 4	•	x	•
540	Outlet Cap	30-540-OC-_	*	2	•	x	•
580	Outlet Plug	30-580-OP-_	*	3 - 4	•	x	•
590	Outlet Plug	30-590-OP-_	*	3 - 4	•	x	•
660	Outlet Cap	30-660-OC-_	0.57	1	•	o	•
670	Outlet Cap	30-670-OC-_	0.57	1	•	o	•
677	Outlet Cap	30-677-OC-_	*	2	•	o	•
678	Outlet Cap	30-678-OC-_	*	2	•	o	o
679	Outlet Cap	30-679-OC-_	*	2	•	o	•

• = available
o = on request
x = not available

CYLINDER VALVES OUTLET SEAL CAPS

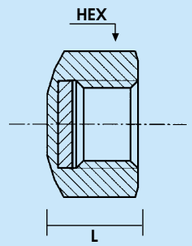



Fig. 1

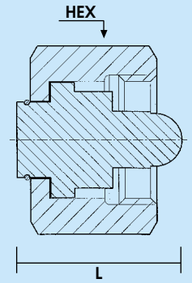



Fig. 2

CYLINDER VALVES OUTLET SEAL PLUGS

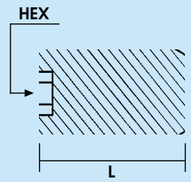

Fig. 3

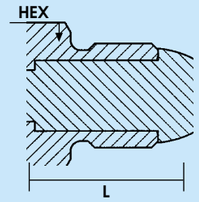

Fig. 4

ROTAREX Group A total component solution, from source to process 19

MTA-cat-9-0

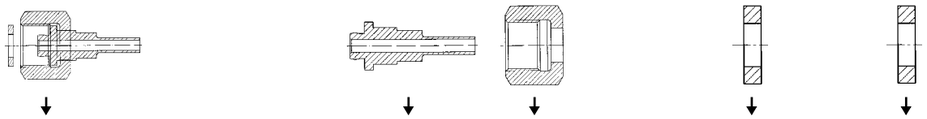

DIN 477 Ref. Number	End Connection	Ref. Number Nipple, Nut, Gasket	Length (L) mm (Inch)	Internal Surface Fidnish 1(2) µm (µ inch)	Ref. Number Nipple	Ref. Number Nut	HEX Nut in mm	Ref. Number Gasket (Material)	Ref. Number Gasket (Material)	Nipple Available Material S	V	N	H	B
						Stainless steel		PVDF	PCTFE					
1	BW 1/4"	40-DIN1-4BW-_	70 (2.76")	Ra 0.2 (8 Ra) EP	10-DIN1-4BW-_	20-DIN1-N-_	30	30-PV-6	30-PC-6	o	•	x	x	x
	FS 1/4"	40-DIN1-4FS-_	70 (2.76")	Ra 0.2 (8 Ra) EP	10-DIN1-4FS-_					o	•	x	x	x
	NPT 1/4"	40-DIN1-4N-_	90 (3.54")	Ra 0.8 (32 Ra)	10-DIN1-4N-_					•	o	x	x	•
5	BW 1/4"	40-DIN5-4BW-_	67 (2.46")	Ra 0.2 (8 Ra) EP	10-DIN5-4BW-_	20-DIN5-N-_	32	30-PV-3	30-PC-3	o	•	x	x	x
	FS 1/4"	40-DIN5-4FS-_	67 (2.46")	Ra 0.2 (8 Ra) EP	10-DIN5-4FS-_					o	•	x	x	x
	NPT 1/4"	40-DIN5-4N-_	87 (3.42")	Ra 0.8 (32 Ra)	10-DIN5-4N-_					•	o	x	x	•
6	BW 1/4"	40-DIN6-4BW-_	70 (2.76")	Ra 0.2 (8 Ra) EP	10-DIN6-4BW-_	20-DIN6-N_	30	30-PV-6	30-PC-6	o	•	x	x	x
	FS 1/4"	40-DIN6-4FS-_	70 (2.76")	Ra 0.2 (8 Ra) EP	10-DIN6-4FS-_					o	•	x	x	x
	NPT 1/4"	40-DIN6-4N-_	90 (3.54")	Ra 0.8 (32 Ra)	10-DIN6-4N-_					•	o	x	x	•
7	BW 1/4"	40-DIN7-4BW-_	70 (2.76")	Ra 0.2 (8 Ra) EP	10-DIN7-4BW-_	20-DIN7-N-_	30	30-PV-6	30-PC-6	o	•	x	x	x
	FS 1/4"	40-DIN7-4FS-_	70 (2.76")	Ra 0.2 (8 Ra) EP	10-DIN7-4FS-_					o	•	x	x	x
	NPT 1/4"	40-DIN7-4N-_	90 (3.54")	Ra 0.8 (32 Ra)	10-DIN7-4N-_					•	o	x	x	•
8	BW 1/4"	40-DIN8-4BW-_	67 (2.46")	Ra 0.2 (8 Ra) EP	10-DIN8-4BW-_	20-DIN8-N-_	32	30-PV-3	30-PC-3	o	•	x	x	x
	FS 1/4"	40-DIN8-4FS-_	67 (2.46")	Ra 0.2 (8 Ra) EP	10-DIN8-4FS-_					o	•	x	x	x
	NPT 1/4"	40-DIN8-4N-_	87 (3.42")	Ra 0.8 (32 Ra)	10-DIN8-4N-_					•	o	x	x	•
9	BW 1/4"	40-DIN9-4BW-_	70 (2.76")	Ra 0.2 (8 Ra) EP	10-DIN9-4BW-_	20-DIN9-N_	32	30-PV-6	30-PC-6	o	•	x	x	x
	FS 1/4"	40-DIN9-4FS-_	70 (2.76")	Ra 0.2 (8 Ra) EP	10-DIN9-4FS-_					o	•	x	x	x
	NPT 1/4"	40-DIN9-4N-_	90 (3.54")	Ra 0.8 (32 Ra)	10-DIN9-4N-_					•	o	x	x	•
10	BW 1/4"	40-DIN10-4BW-_	70 (2.76")	Ra 0.2 (8 Ra) EP	10-DIN10-4BW-_	20-DIN10-N-_	32	30-PV-6	30-PC-6	o	•	x	x	x
	FS 1/4"	40-DIN10-4FS-_	70 (2.76")	Ra 0.2 (8 Ra) EP	10-DIN10-4FS-_					o	•	x	x	x
	NPT 1/4"	40-DIN10-4N-_	90 (3.54")	Ra 0.8 (32 Ra)	10-DIN10-4N-_					•	o	x	x	•
11	BW 1/4"	40-DIN11-4BW-_	67 (2.46")	Ra 0.2 (8 Ra) EP	10-DIN11-4BW-_	20-DIN11-N-_	22	30-PV-7	30-PV-7	o	•	x	x	x
	FS 1/4"	40-DIN11-4FS-_	67 (2.46")	Ra 0.2 (8 Ra) EP	10-DIN11-4FS-_					o	•	x	x	x
	NPT 1/4"	40-DIN11-4N-_	87 (3.42")	Ra 0.8 (32 Ra)	10-DIN11-4N-_					•	o	x	x	•
13	BW 1/4"	40-DIN13-4BW-_	68 (2.68")	Ra 0.2 (8 Ra) EP	10-DIN13-4BW-_	20-DIN13-N_	27	30-PV-6	30-PC-6	o	•	x	x	x
	FS 1/4"	40-DIN13-4FS-_	68 (2.68")	Ra 0.2 (8 Ra) EP	10-DIN13-4FS-_					o	•	x	x	x
	NPT 1/4"	40-DIN13-4N-_	88 (3.46")	Ra 0.8 (32 Ra)	10-DIN13-4N-_					•	o	x	x	•
14	BW 1/4"	40-DIN14-4BW-_	67 (2.46")	Ra 0.2 (8 Ra) EP	10-DIN14-4BW-_	20-DIN14-N_	27	30-PV-7	30-PC-7	o	•	x	x	x
	FS 1/4"	40-DIN14-4FS-_	67 (2.46")	Ra 0.2 (8 Ra) EP	10-DIN14-4FS-_					o	•	x	x	x
	NPT 1/4"	40-DIN14-4N-_	87 (3.42")	Ra 0.8 (32 Ra)	10-DIN14-4N-_					•	o	x	x	•

• = available
o = on request
x = not available
1(2) = not suitable for brass

BUTT WELD

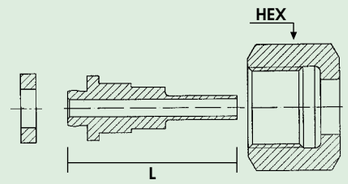

FACE SEAL

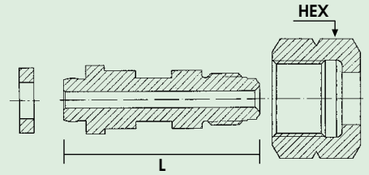

NPT

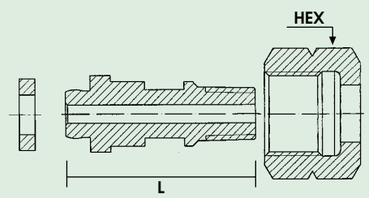

DIN 477 Ref. Number	End Connection	Ref. Number Adaptor Blank Plug/Cap	Length (L) mm(Inch)	HEX Blank Plug / Nut in mm	Internal Surface Finish 1(2) µm (µ inch)	Nipple Available Material S	V	N	H	B
1	FS 1/4"	60-DIN1-4FS-_	60 (2.36")		Ra 0.2 (8 Ra) EP	•	x	x	x	x
	NPT 1/4"	60-DIN1-4N-_	60 (2.36")	30	Ra 0.8 (32 Ra)	•	x	x	x	•
	Blank Plug	50-DIN1-BP_	38 (1.5")		—	•	o	x	x	•
5	FS 1/4"	60-DIN5-4FS-_	57 (2.24")		Ra 0.2 (8 Ra) EP	•	x	x	x	x
	NPT 1/4"	60-DIN5-4N-_	57 (2.24")	32	Ra 0.8 (32 Ra)	•	x	x	x	•
	Blank Plug	50-DIN5-BP_	38 (1.5")		—	•	o	x	x	•
6	FS 1/4"	60-DIN6-4FS-_	60 (2.36")		Ra 0.2 (8 Ra) EP	•	x	x	x	x
	NPT 1/4"	60-DIN6-4N-_	60 (2.36")	30	Ra 0.8 (32 Ra)	•	x	x	x	•
	Blank Plug	50-DIN6-BP_	38 (1.5")		—	•	o	x	x	•
7	FS 1/4"	60-DIN7-4FS-_	60 (2.36")		Ra 0.2 (8 Ra) EP	•	x	x	x	x
	NPT 1/4"	60-DIN7-4N-_	60 (2.36")	30	Ra 0.8 (32 Ra)	•	x	x	x	•
	Blank Plug	50-DIN7-BP_	38 (1.5")		—	•	o	x	x	•
8	FS 1/4"	60-DIN8-4FS-_	57 (2.24")		Ra 0.2 (8 Ra) EP	•	x	x	x	X
	NPT 1/4"	60-DIN8-4N-_	57 (2.24")	32	Ra 0.8 (32 Ra)	•	x	x	x	•
	Blank Plug	50-DIN8-BP_	38 (1.5")		—	•	o	x	x	•
9	FS 1/4"	60-DIN9-4FS-_	60 (2.36")		Ra 0.2 (8 Ra) EP	•	x	x	x	x
	NPT 1/4"	60-DIN9-4N-_	60 (2.36")	32	Ra 0.8 (32 Ra)	•	x	x	x	•
	Blank Plug	50-DIN9-BP_	38 (1.5")		—	•	o	x	x	•
10	FS 1/4"	60-DIN10-4FS-_	60 (2.36")		Ra 0.2 (8 Ra) EP	•	x	x	x	x
	NPT 1/4"	60-DIN10-4N-_	60 (2.36")	32	Ra 0.8 (32 Ra)	•	x	x	x	•
	Blank Plug	50-DIN10-BP_	38 (1.5")		—	•	o	x	x	•
11	FS 1/4"	60-DIN11-4FS-_	57 (2.24")		Ra 0.2 (8 Ra) EP	•	x	x	x	x
	NPT 1/4"	60-DIN11-4N-_	57 (2.24")	22	Ra 0.8 (32 Ra)	•	x	x	x	•
	Blank Plug	50-DIN11-BP_	38 (1.5")		—	•	o	x	x	•
13	FS 1/4"	60-DIN13-4FS-_	58 (2.27")		Ra 0.2 (8 Ra) EP	•	x	x	x	x
	NPT 1/4"	60-DIN13-4N-_	58 (2.27")	27	Ra 0.8 (32 Ra)	•	x	x	x	•
	Blank Plug	50-DIN13-BP_	38 (1.5")		—	•	o	x	x	•
14	FS 1/4"	60-DIN14-4FS-_	57 (2.24")		Ra 0.2 (8 Ra) EP	•	x	x	x	x
	NPT 1/4"	60-DIN14-4N-_	57 (2.24")	27	Ra 0.8 (32 Ra)	•	x	x	x	•
	Blank Plug	50-DIN14-BP_	38 (1.5")		—	•	o	x	x	•

• = available
o = on request
x = not available
1(2) = not suitable for brass

ADAPTORS FACE SEAL

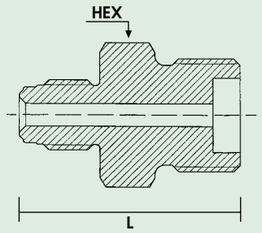

ADAPTORS NPT

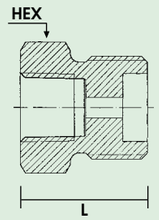

CONNECTORS BLANK CAPS

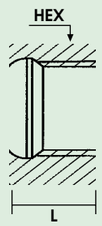



CONNECTORS BLANK PLUGS

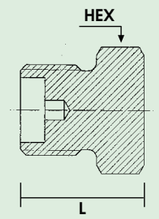

DIN 477 Ref. Number	End Connection	Ref. Number Outlet Seal Cap	Length (L) mm(inch)	HEX Outlet seal cap in mm	Fig.	S 303	S 316	B
1	Outlet Cap	70-DIN1-OC_	14.4 (0.57")	30	1	•	o	•
5	Outlet Cap	70-DIN5-OC_	14.8 (0.58")	32	1	•	o	•
6	Outlet Cap	70-DIN6-OC_	14.4 (0.57")	30	1	•	o	•
7	Outlet Cap	70-DIN7-OC_	14.4 (0.57")	30	1	•	o	•
8	Outlet Cap	70-DIN8-OC_	14.8 (0.58")	32	1	•	o	•
9	Outlet Cap	70-DIN9-OC_	14.4 (0.57")	32	1	•	o	•
10	Outlet Cap	70-DIN10-OC_	14.4 (0.57")	32	1	•	o	•
11	Outlet Cap	70-DIN11-OC_	14.4 (0.57")	22	1	•	o	•
13	Outlet Cap	70-DIN13-OC_	14.4 (0.57")	27	2	•	o	•
14	Outlet Cap	70-DIN14-OC_	14.4 (0.57")	27	1	•	o	•

• = available
o = on request
x = not available

CYLINDER OUTLET SEAL CAPS

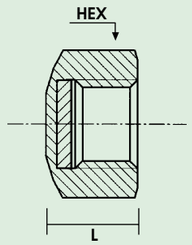

Fig. 1

CYLINDER OUTLET SEAL PLUGS

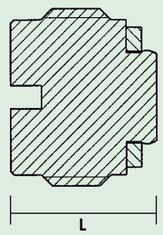

Fig. 2

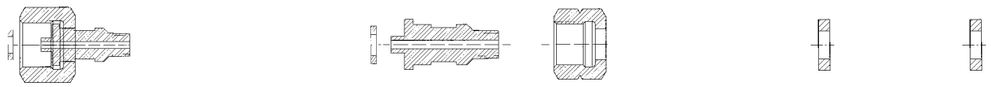

BS 341 Ref. Number	Ref. Number Nipple, Nut, Gasket	Length (L)	Internal Surface Finish 1(*) µm (µ inch)	Ref. Number Nipple	Ref. Number Nut/Plug	HEX Nut/Plug in mm	Ref. Number Gasket (Material)	Ref. Number Gasket (Material)		Nipple Available Material S	V	N	H	B
							PVDF	PCTFE						
2	40-BS2-4BW-_ 40-BS2-4FS-_ 40-BS2-4N-_	3" 3" 3-1/4"	Ra 0.2 (8 Ra) EP Ra 0.2 (8 Ra) EP Ra 0.8 (32 Ra)	10-BS2-4BW-_ 10-BS2-4FS-_ 10-BS2-4N-_	20-BS2-P_	24	Metal to Metal sealing	Metal to Metal sealing		o o •	• • o	x x x	x x x	x x •
3	40-BS3-4BW-_ 40-BS3-4FS-_ 40-BS3-4N-_	3" 3" 3-1/4"	Ra 0.2 (8 Ra) EP Ra 0.2 (8 Ra) EP Ra 0.8 (32 Ra)	10-BS3-4BW-_ 10-BS3-4FS-_ 10-BS3-4N-_	20-BS3-P-_	24	Metal to Metal sealing	Metal to Metal sealing		o o •	• • o	x x x	x x x	x x •
4	40-BS4-4BW-_ 40-BS4-4FS-_ 40-BS4-4N-_	3" 3" 3-1/4"	Ra 0.2 (8 Ra) EP Ra 0.2 (8 Ra) EP Ra 0.8 (32 Ra)	10-BS4-4BW-_ 10-BS4-4FS-_ 10-BS4-4N-_	20-BS4-P_	24	Metal to Metal sealing	Metal to Metal sealing		o o •	• • o	x x x	x x x	x x •
6	40-BS6-4BW-_ 40-BS6-4FS-_ 40-BS6-4N-_	3-1/4" 3-1/4" 3-1/2"	Ra 0.2 (8 Ra) EP Ra 0.2 (8 Ra) EP Ra 0.8 (32 Ra)	10-BS6-4BW-_ 10-BS6-4FS-_ 10-BS6-4N-_	20-BS6-N-_	32	30-PV-8	30-PC-8		o o •	• • o	x x x	x x x	x x •
7	40-BS7-4BW-_ 40-BS7-4FS-_ 40-BS7-4N-_	3-1/4" 3-1/4" 3-1/2"	Ra 0.2 (8 Ra) EP Ra 0.2 (8 Ra) EP Ra 0.8 (32 Ra)	10-BS7-4BW-_ 10-BS7-4FS-_ 10-BS7-4N-_	20-BS7-N_	32	30-PV-8	30-PC-8		o o •	• • o	x x x	x x x	x x •
8	40-BS8-4BW-_ 40-BS8-4FS-_ 40-BS8-4N-_	2-1/2" 2-1/2" 2-3/4"	Ra 0.2 (8 Ra) EP Ra 0.2 (8 Ra) EP Ra 0.8 (32 Ra)	10-BS8-4BW-_ 10-BS8-4FS-_ 10-BS8-4N-_	20-BS8-N-_	28	30-PV-9	30-PC-9		o o •	• • o	x x x	x x x	x x •
10	40-BS10-4BW-_ 40-BS10-4FS-_ 40-BS10-4N-_	3-3/8" 3-3/8" 3-5/8"	Ra 0.2 (8 Ra) EP Ra 0.2 (8 Ra) EP Ra 0.8 (32 Ra)	10-BS10-4BW-_ 10-BS10-4FS-_ 10-BS10-4N-_	20-BS10-N_	28	30-PV-6	30-PC-6		o o •	• • o	x x x	x x x	x x •
11	40-BS11-4BW-_ 40-BS11-4FS-_ 40-BS11-4N-_	3-3/8" 3-3/8" 3-5/8"	Ra 0.2 (8 Ra) EP Ra 0.2 (8 Ra) EP Ra 0.8 (32 Ra)	10-BS11-4BW-_ 10-BS11-4FS-_ 10-BS11-4N-_	20-BS11-N-_	28	30-PV-6	30-PV-6		o o •	• • o	x x x	x x x	x x •
13	40-BS13-4BW-_ 40-BS13-4FS-_ 40-BS13-4N-_	3-3/8" 3-3/8" 3-5/8"	Ra 0.2 (8 Ra) EP Ra 0.2 (8 Ra) EP Ra 0.8 (32 Ra)	10-BS13-4BW-_ 10-BS13-4FS-_ 10-BS13-4N-_	20-BS13-N_	24	30-PV10	30-PC-10		o o •	• • o	x x x	x x x	x x •
14	40-BS14-4BW-_ 40-BS14-4FS-_ 40-BS14-4N-_	2-5/8" 2-5/8" 2-7/8"	Ra 0.2 (8 Ra) EP Ra 0.2 (8 Ra) EP Ra 0.8 (32 Ra)	10-BS14-4BW-_ 10-BS14-4FS-_ 10-BS14-4N-_	20-BS14-N-_	22	30-PV11	30-PC-11		o o •	• • o	o o o	o o o	x x •
15	40-BS15-4BW-_ 40-BS15-4FS-_ 40-BS15-4N-_	2-5/8" 2-5/8" 2-7/8"	Ra 0.2 (8 Ra) EP Ra 0.2 (8 Ra) EP Ra 0.8 (32 Ra)	10-BS15-4BW-_ 10-BS15-4FS-_ 10-BS15-4N-_	20-BS15-N_	22	30-PV11	30-PC-11		o o •	• • o	x x x	x x x	x x •
17	40-BS17-4BW-_ 40-BS17-4FS-_ 40-BS17-4N-_	2-1/2" 2-1/2" 2-3/4"	Ra 0.2 (8 Ra) EP Ra 0.2 (8 Ra) EP Ra 0.8 (32 Ra)	10-BS17-4BW-_ 10-BS17-4FS-_ 10-BS17-4N-_	20-BS17-N_	19	30-PV12	30-PC-12		o o •	• • o	x x x	x x x	x x •

• = available
o = on request
x = not available
1(*) = not suitable for brass

BUTT WELD

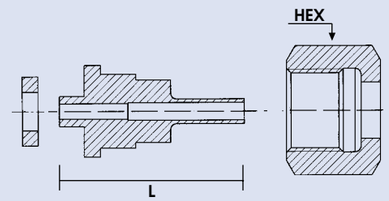

FACE SEAL

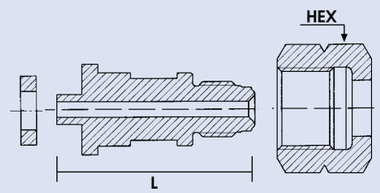

NPT

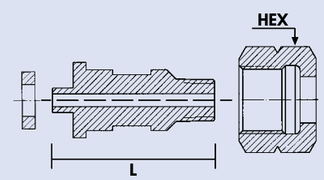

BS 341 Ref. Number	End Connection	Ref. Number Adaptor Blank Plug/Cap	Length (L)	HEX Blank Plug/Nut in mm	Internal Surface Finish 1°) µm (µ inch)	Nipple Available Material S	V	N	H	B
2	FS 1/4"	60-BS2-4FS-_	3-3/8"	24	Ra 0.2 (8 Ra) EP	•	o	x	x	x
	NPT 1/4"	60-BS2-4N-_	3-1/8"		Ra 0.8 (32 Ra)	•	o	x	x	x
	Blank Cap	50-BS2-BC_	1-1/2"		—	•	x	x	x	•
3	FS 1/4"	60-BS3-4FS-_	3-3/8"	24	Ra 0.2 (8 Ra) EP	•	o	x	x	x
	NPT 1/4"	60-BS3-4N-_	3-1/8"		Ra 0.8 (32 Ra)	•	o	x	x	x
	Blank Cap	50-BS3-BC__	1-1/2"		—	•	x	x	x	•
4	FS 1/4"	60-BS4-4FS-_	3-3/8"	24	Ra 0.2 (8 Ra) EP	•	o	x	x	x
	NPT 1/4"	60-BS4-4N-_	3-1/8"		Ra 0.8 (32 Ra)	•	o	x	x	x
	Blank Cap	50-BS4-BC_	1-1/2"		—	•	x	x	x	•
6	FS 1/4"	60-BS6-4FS-_	3-1/4"	31	Ra 0.2 (8 Ra) EP	•	o	o	o	x
	NPT 1/4"	60-BS6-4N-_	3"		Ra 0.8 (32 Ra)	•	o	o	o	x
	Blank Plug	50-BS6-BP_	1-1/2"		—	•	x	o	o	•
7	FS 1/4"	60-BS7-4FS-_	3-1/4"	31	Ra 0.2 (8 Ra) EP	•	o	x	x	x
	NPT 1/4"	60-BS7-4N-_	3"		Ra 0.8 (32 Ra)	•	o	x	x	x
	Blank Plug	50-BS7-BP_	1-1/2"		—	•	x	x	x	•
8	FS 1/4"	60-BS8-4FS-_	2-3/8"	28	Ra 0.2 (8 Ra) EP	•	o	x	x	x
	NPT 1/4"	60-BS8-4N-_	2-1/8"		Ra 0.8 (32 Ra)	•	o	x	x	x
	Blank Plug	50-BS8-BP_	1-1/2"		—	•	x	x	x	•
10	FS 1/4"	60-BS10-4FS-_	2-3/8"	28	Ra 0.2 (8 Ra) EP	•	o	x	x	x
	NPT 1/4"	60-BS10-4N-_	2-1/8"		Ra 0.8 (32 Ra)	•	o	x	x	x
	Blank Plug	50-BS10-BP_	1-1/2"		—	•	x	x	x	•
11	FS 1/4"	60-BS11-4FS-_	2-3/8"	28	Ra 0.2 (8 Ra) EP	•	o	x	x	x
	NPT 1/4"	60-BS11-4N-_	2-1/8"		Ra 0.8 (32 Ra)	•	o	x	x	x
	Blank Plug	50-BS11-BP_	1-1/2"		—	•	x	x	x	•
13	FS 1/4"	60-BS13-4FS-_	3-1/4"	24	Ra 0.2 (8 Ra) EP	•	o	x	x	x
	NPT 1/4"	60-BS13-4N-_	3"		Ra 0.8 (32 Ra)	•	o	x	x	x
	Blank Plug	50-BS13-BP_	1-1/2"		—	•	x	x	x	•
14	FS 1/4"	60-BS14-4FS-_	3-1/4"	22	Ra 0.2 (8 Ra) EP	•	o	o	o	x
	NPT 1/4"	60-BS14-4N-_	3"		Ra 0.8 (32 Ra)	•	o	o	o	x
	Blank Plug	50-BS14-BP_	1-1/2"		—	•	x	o	o	•
15	FS 1/4"	60-BS15-4FS-_	3-1/4"	22	Ra 0.2 (8 Ra) EP	•	o	x	x	x
	NPT 1/4"	60-BS15-4N-_	3"		Ra 0.8 (32 Ra)	•	o	x	x	x
	Blank Plug	50-BS15-BP_	1-1/2"		—	•	x	x	x	•
17	FS 1/4"	60-BS17-4FS-_	3-1/4"	19	Ra 0.2 (8 Ra) EP	•	o	x	x	x
	NPT 1/4"	60-BS17-4N-_	3"		Ra 0.8 (32 Ra)	•	o	x	x	x
	Blank Plug	50-BS17-BP_	1-1/2"		—	•	x	x	x	•

• = available
o = on request
x = not available
1°) = not suitable for brass

ADAPTORS FACE SEAL

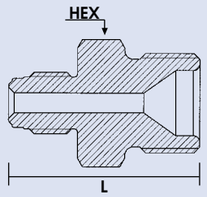

ADAPTORS NPT

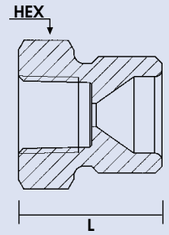

CONNECTORS BLANK CAPS

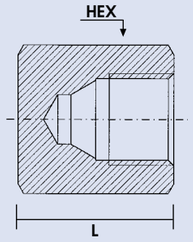



CONNECTORS BLANK PLUGS

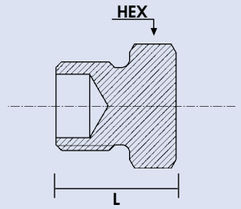

BS 341 Ref. Number	End Connection	Ref. Number Outlet Seal Cap (gasket incl.)	Length (L)	Fig.	SS 303	SS 316 L	B
2	Outlet Plug	70-BS2-OP_	1.1"	2	•	x	•
3	Outlet Cap	70-BS3-OP_	1.1"	2	•	x	•
4	Outlet Plug	70-BS4-OP_	1.1"	2	•	x	•
6	Outlet Cap	70-BS6-OC_	0.57"	1	•	x	•
7	Outlet Cap	70-BS7-OC_	0.57"	1	•	x	•
8	Outlet Plug	70-BS8-OC_	0.57"	1	•	x	•
10	Outlet Cap	70-BS10-OC_	0.57"	1	•	x	x
11	Outlet Cap	70-BS11-OC_	0.57"	1	•	x	•
13	Outlet Cap	70-BS13-OC_	0.57"	1	•	x	•
14	Outlet Cap	70-BS14-OC_	0.57"	1	•	x	•
15	Outlet Cap	70-BS15-OC_	0.57"	1	•	x	•
17	Outlet Cap	70-BS17-OC_	0.57"	1	•	x	•

• = available
o = on request
x = not available

CYLINDER VALVES OUTLET SEAL CAPS

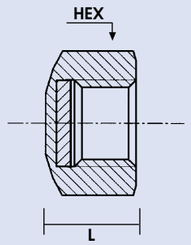

Fig. 1

CYLINDER VALVES OUTLET SEAL PLUGS

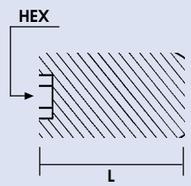

Fig. 2

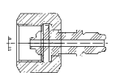

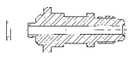

POLYMERIC SEALING

NF E29/650 Ref. Letter	END Connection	Ref. Number Nut, Nipple, Gasket	Length (L) mm(Inch)	Ref. Number Nut/Plug	HEX Nut/Plug in mm	Internal Surface Finish (1°) µm (µ inch)	Ref. Number Nipple	Ref. Number Gasket (Material)	Ref. Number Gasket (Material)	Ref. Number Gasket (Material)	Ref. Number Gasket (Material)	Nipple Available Material S	V	N	H	B
								EPDM	FPM	CR	PVDF					
C	BW 1/4"	40-NFC-4BW-_	57.15 (2-1/2")			Ra 0.2 (8 Ra) EP	10-NFC-4BW-_					o	•	x	x	x
	FS 1/4"	40-NFC-4FS-_	89 (3-1/2")	20-NFC-N-_	27	Ra 0.2 (8 Ra) EP	10-NFC-4FS-_	30-EP-1	30-FP-1	30-CR-1		o	•	x	x	x
	NPT 1/4"	40-NFC-4N-_	89 (3-1/2")			Ra 0.8 (32 Ra)	10-NFC-4N-_					•	o	x	x	•
E	BW 1/4"	40-NFE-4BW-_	57.15 (2-1/2")			Ra 0.2 (8 Ra) EP	10-NFE-4BW-_					o	•	x	x	x
	FS 1/4"	40-NFE-4FS-_	89 (3-1/2")	20-NFC-N-_	27	Ra 0.2 (8 Ra) EP	10-NFE-4FS-_	30-EP-1	30-FP-1	30-CR-1		o	•	x	x	x
	NPT 1/4"	40-NFE-4N-_	89 (3-1/2")			Ra 0.8 (32 Ra)	10-NFE-4N-_					•	o	x	x	•
F	BW 1/4"	40-NFF-4BW-_	76.3 (3")			Ra 0.2 (8 Ra) EP	10-NFF-4BW-_					o	•	x	x	x
	FS 1/4"	40-NFF-4FS-_	89 (3-1/2")	20-NFF-P-_	27	Ra 0.2 (8 Ra) EP	10-NFF-4FS-_	30-EP-1	30-FP-1	30-CR-1		o	•	x	x	x
	NPT 1/4"	40-NFF-4N-_	89 (3-1/2")			Ra 0.8 (32 Ra)	10-NFF-4N-_					•	o	x	x	•
G	BW 1/4"	40-NFG-4BW-_	76.3 (3")			Ra 0.2 (8 Ra) EP	10-NFG-4BW-_					o	•	x	x	x
	FS 1/4"	40-NFG-4FS-_	89 (3-1/2")	20-NFG-P-_	27	Ra 0.2 (8 Ra) EP	10-NFG-4FS-_	30-EP-1	30-FP-1	30-CR-1		o	•	x	x	x
	NPT 1/4"	40-NFG-4N-_	89 (3-1/2")			Ra 0.8 (32 Ra)	10-NFG-4N-_					•	o	x	x	•
J	BW 1/4"	40-NFJ-4BW-_	57.15 (2-1/2")			Ra 0.2 (8 Ra) EP	10-NFJ-4BW-_					o	•	o	o	x
	FS 1/4"	40-NFJ-4FS-_	76.3 (3")	20-NFJ-N-_	32	Ra 0.2 (8 Ra) EP	10-NFJ-4FS-_				30-PV-13	o	•	o	o	x
	NPT 1/4"	40-NFJ-4N-_	76.3 (3")			Ra 0.8 (32 Ra)	10-NFJ-4N-_					•	o	o	o	•
K	BW 1/4"	40-NFK-4BW-_	60.3 (2-5/8")			Ra 0.2 (8 Ra) EP	10-NFK-4BW-_					o	•	o	o	x
	FS 1/4"	40-NFK-4FS-_	76.3 (3")	20-NFK-N-_	32	Ra 0.2 (8 Ra) EP	10-NFK-4FS-_	30-EP-1	30-FP-1	30-CR-1		o	•	o	o	x
	NPT 1/4"	40-NFK-4N-_	76.3 (3")			Ra 0.8 (32 Ra)	10-NFK-4N-_					•	o	o	o	•
P	BW 1/4"	40-NFP-4BW-_	60.3 (2-5/8")			Ra 0.2 (8 Ra) EP	10-NFP-4BW-_					o	•	o	o	x
	FS 1/4"	40-NFP-4FS-_	76.3 (3")	20-NFP-N-_	32	Ra 0.2 (8 Ra) EP	10-NFP-4FS-_	30-EP-1	30-FP-1	30-CR-1		o	•	o	o	x
	NPT 1/4"	40-NFP-4N-_	76.3 (3")			Ra 0.8 (32 Ra)	10-NFP-4N-_					•	o	o	o	•

• = available
o = on request
x = not available
1(°) = not suitable for brass

METAL SEALING

NF E29/650 Ref. Letter	END Connection	Ref. Number Nut, Nipple, Gasket	Length (L) mm(Inch)	Ref. Number Nut/Plug	HEX Nut/Plug in mm	Internal Surface Finish (1°) µm (µ inch)	PURETEC Number Nipple
C	BW 1/4"	41-NFC-4BW-_	57.15 (2-1/2")			Ra 0.2 (8 Ra) EP	11-NFC-4BW-_
	FS 1/4"	41-NFC-4FS-_	89 (3-1/2")	21-NFC-N-_	27	Ra 0.2 (8 Ra) EP	11-NFC-4FS-_
	NPT 1/4"	41-NFC-4N-_	89 (3-1/2")			Ra 0.8 (32 Ra)	11-NFC-4N-_
E	BW 1/4"	41-NFE-4BW-_	57.15 (2-1/2")			Ra 0.2 (8 Ra) EP	11-NFE-4BW-_
	FS 1/4"	41-NFE-4FS-_	89 (3-1/2")	21-NFC-N-_	27	Ra 0.2 (8 Ra) EP	11-NFE-4FS-_
	NPT 1/4"	41-NFE-4N-_	89 (3-1/2")			Ra 0.8 (32 Ra)	11-NFE-4N-_
F	BW 1/4"	41-NFF-4BW-_	76.3 (3")			Ra 0.2 (8 Ra) EP	11-NFF-4BW-_
	FS 1/4"	41-NFF-4FS-_	89 (3-1/2")	21-NFF-P-_	27	Ra 0.2 (8 Ra) EP	11-NFF-4FS-_
	NPT 1/4"	41-NFF-4N-_	89 (3-1/2")			Ra 0.8 (32 Ra)	11-NFF-4N-_
G	BW 1/4"	41-NFG-4BW-_	76.3 (3")			Ra 0.2 (8 Ra) EP	11-NFG-4BW-_
	FS 1/4"	41-NFG-4FS-_	89 (3-1/2")	21-NFG-P-_	27	Ra 0.2 (8 Ra) EP	11-NFG-4FS-_
	NPT 1/4"	41-NFG-4N-_	89 (3-1/2")			Ra 0.8 (32 Ra)	11-NFG-4N-_

BUTT WELD

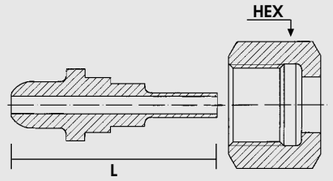

FACE SEAL

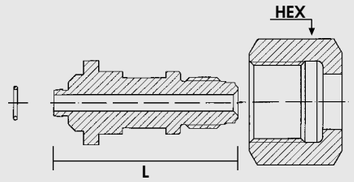

NPT

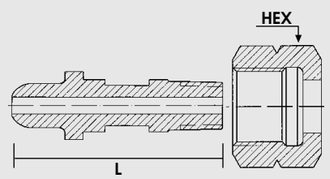

NF E29/650 Ref. Letter	End Connection	Puretec Ref. Number Adaptor Blank Plug/Cap	Length (L) mm (inch)	HEX Blank Plug / Cap in mm	Internal Surface Finish 1°) µm (µ inch)	Nipple Available Material S	V	N	H	B
C	FS 1/4"	60-NFC-4FS-_	60.3 (2-5/8")	27	Ra 0.2 (8 Ra) EP	•	o	x	x	x
	NPT 1/4"	60-NFC-4N-_	60.3 (2-5/8")		Ra 0.8 (32 Ra)	•	o	x	x	x
	Blank Plug	50-NFC-BP-_	38 (1-1/2")		—	•	x	x	x	•
E	FS 1/4"	60-NFE-4FS-_	60.3 (2-5/8")	27	Ra 0.2 (8 Ra) EP	•	o	x	x	x
	NPT 1/4"	60-NFE-4N-_	60.3 (2-5/8")		Ra 0.8 (32 Ra)	•	o	x	x	x
	Blank Plug	50-NFE-BP-_	38 (1-1/2")		—	•	x	x	x	•
F	FS 1/4"	60-NFF-4FS-_	60.3 (2-5/8")	27	Ra 0.2 (8 Ra) EP	•	o	x	x	x
	NPT 1/4"	60-NFF-4N-_	60.3 (2-5/8")		Ra 0.8 (32 Ra)	•	o	x	x	x
	Blank Cap	50-NFF-BC-_	31.8 (1-1/4")		—	•	x	x	x	•
G	FS 1/4"	60-NFG-4FS-_	60.3 (2-5/8")	27	Ra 0.2 (8 Ra) EP	•	o	x	x	x
	NPT 1/4"	60-NFG-4N-_	60.3 (2-5/8")		Ra 0.8 (32 Ra)	•	o	x	x	x
	Blank Cap	50-NFG-BC-_	31.8 (1-1/4")		—	•	x	x	x	•
J	FS 1/4"	60-NFJ-4FS-_	60.3 (2-5/8")	32	Ra 0.2 (8 Ra) EP	•	o	o	o	x
	NPT 1/4"	60-NFJ-4N-_	60.3 (2-5/8")		Ra 0.8 (32 Ra)	•	o	o	o	x
	Blank Plug	50-NFJ-BP-_	38 (1-1/2")		—	•	x	o	o	•
K	FS 1/4"	60-NFK-4FS-_	76.3 (3")	32	Ra 0.2 (8 Ra) EP	•	o	o	o	x
	NPT 1/4"	60-NFK-4N-_	76.3 (3")		Ra 0.8 (32 Ra)	•	o	o	o	x
	Blank Plug	50-NFK-BP-_	44.5 (1-3/4")		—	•	x	o	o	•
P	FS 1/4"	60-NFP-4FS-_	76.3 (3")	32	Ra 0.2 (8 Ra) EP	•	o	o	o	x
	NPT 1/4"	60-NFP-4N-_	76.3 (3")		Ra 0.8 (32 Ra)	•	o	o	o	x
	Blank Plug	50-NFP-BP-_	44.5 (1-3/4")		—	•	x	o	o	•

• = available
o = on request
x = not available
1°) = not suitable for brass

ADAPTORS FACE SEAL

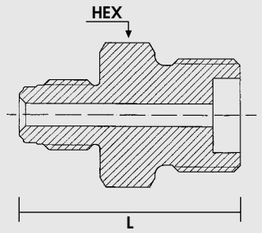

ADAPTORS NPT

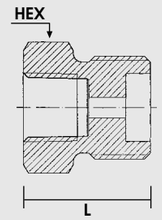

CONNECTORS BLANK CAPS

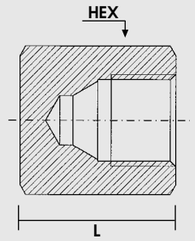



CONNECTORS BLANK PLUGS

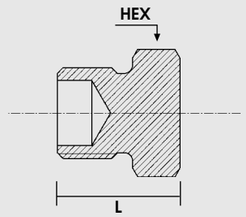

NF E29/650 Ref. Letter	End Connection	Ref. Number Outlet Seal Cap	Length (L) mm(Inch)	HEX Outlet seal cap in mm	Fig.	S303	S316	B
C	Outlet Cap	30-NFC-OC_	38 (1.1/2"")	30	1 - 2	•	o	•
E	Outlet Cap	30-NFE-OC_	38 (1.1/2"")	32	1 - 2	•	o	•
F	Outlet Plug	30-NFF-OP_	31.8 (1-1/4")	30	3 - 4	•	o	•
G	Outlet Plug	30-NFG-OP_	31.8 (1-1/4")	30	3 - 4	•	o	•
J	Outlet Cap	30-NFJ-OC_	14.8 (0.58")	32	1	•	o	x
K	Outlet Cap	30-NFK-OC_	31.8 (1-1/4")	32	2	•	o	x
P	Outlet Cap	30-NFP-OC_	31.8 (1-1/4")	27	2	•	o	x

• = available
o = on request
x = not available

CYLINDER VALVES OUTLET SEAL CAPS

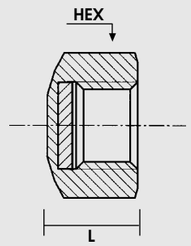

Fig. 1

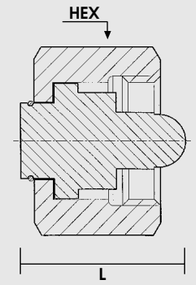



Fig. 2

CYLINDER VALVES OUTLET SEAL PLUGS

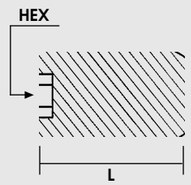

Fig. 3

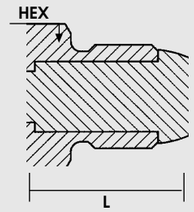

Fig. 4

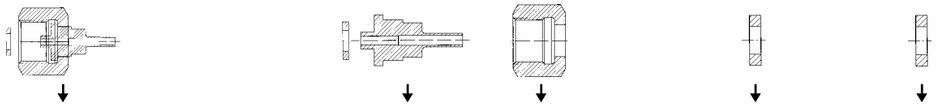

JIS B 8246 Ref. Number	End Connection	Ref. Number Nipple, Nut, Gasket	Length (L)	Internal Surface Finish 1⁾ µm (µ inch)	Ref. Number Nipple	Ref. Number Nut/Plug	HEX Nut/Plug	Ref. Number Gasket (Material)	Ref. Number Gasket (Material)	Nipple Available Material S	V	N	H	B
								PVDF	PCTFE					
22R	BW 1/4"	40-JIS22R-4BW-_	2-1/8"	Ra 0.2 (8 Ra) EP	10-JIS22R-4BW-_	20-JIS22R-N-_	1.14"	30-PV-14	30-PC-14	o	•	x	x	x
	FS 1/4"	40-JIS22R-4FS-_	2-1/8"	Ra 0.2 (8 Ra) EP	10-JIS22R-4FS-_					o	•	x	x	x
	NPT 1/4"	40-JIS22R-4N-_	3"	Ra 0.8 (32 Ra)	10-JIS22R-4N-_					•	o	x	x	•
22L	BW 1/4"	40-JIS22L-4BW-_	2-1/8"	Ra 0.2 (8 Ra) EP	10-JIS22L-4BW-_	20-JIS22L-N-_	1.14"	30-PV-14	30-PC-14	o	•	x	x	x
	FS 1/4"	40-JIS22L-4FS-_	2-1/8"	Ra 0.2 (8 Ra) EP	10-JIS22L-4FS-_					o	•	x	x	x
	NPT 1/4"	40-JIS22L-4N-_	3"	Ra 0.8 (32 Ra)	10-JIS22L-4N-_					•	o	x	x	•
23R	BW 1/4"	40-JIS23R-4BW-_	3"	Ra 0.2 (8 Ra) EP	10-JIS23R-4BW-_	20-JIS23R-N-_	1.1/4"	Metal to Metal sealing	Metal to Metal sealing	o	•	x	x	x
	FS 1/4"	40-JIS23R-4FS-_	3"	Ra 0.2 (8 Ra) EP	10-JIS23R-4FS-_					o	•	x	x	x
	NPT 1/4"	40-JIS23R-4N-_	3-1/2"	Ra 0.8 (32 Ra)	10-JIS23R-4N-_					•	o	x	x	•
23L	BW 1/4"	40-JIS23L-4BW-_	3"	Ra 0.2 (8 Ra) EP	10-JIS23L-4BW-_	20-JIS23L-N-_	1.1/4"	Metal to Metal sealing	Metal to Metal sealing	o	•	x	x	x
	FS 1/4"	40-JIS23L-4FS-_	3"	Ra 0.2 (8 Ra) EP	10-JIS23L-4FS-_					o	•	x	x	x
	NPT 1/4"	40-JIS23L-4N-_	3-1/2"	Ra 0.8 (32 Ra)	10-JIS23L-4N-_					•	o	x	x	•
26R	BW 1/4"	40-JIS26R-4BW-_	2-1/8"	Ra 0.2 (8 Ra) EP	10-JIS26R-4BW-_	20-JIS26R-N-_	1.1/4"	30-PV-15	30-PC-15	o	•	o	o	x
	FS 1/4"	40-JIS26R-4FS-_	2-1/8"	Ra 0.2 (8 Ra) EP	10-JIS26R-4FS-_					o	•	o	o	x
	NPT 1/4"	40-JIS26R-4N-_	3"	Ra 0.8 (32 Ra)	10-JIS26R-4N-_					•	o	o	o	o
26L	BW 1/4"	40-JIS26L-4BW-_	2-1/8"	Ra 0.2 (8 Ra) EP	10-JIS26L-4BW-_	20-JIS26L-N-_	1.1/4"	30-PV-15	30-PC-15	o	•	o	o	x
	FS 1/4"	40-JIS26L-4FS-_	2-1/8"	Ra 0.2 (8 Ra) EP	10-JIS26L-4FS-_					o	•	o	o	x
	NPT 1/4"	40-JIS26L-4N-_	3"	Ra 0.8 (32 Ra)	10-JIS26L-4N-_					•	o	o	o	•

• = available
o = on request
x = not available
1⁾ = not suitable for brass

BUTT WELD

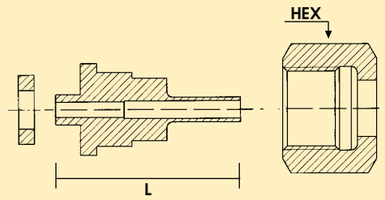

FACE SEAL

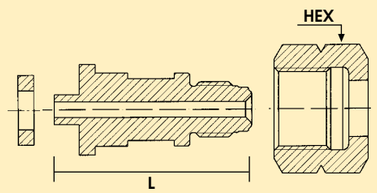

NPT

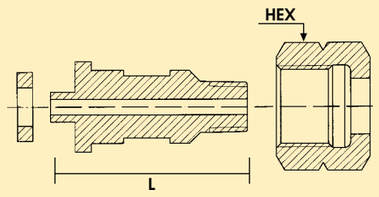

JIS B 8246 Ref.Number	End Connection	Ref. Number Adaptor	Length (L)	HEX Blank Plug/Nut	Internal Surface Finish 1°) µm (µ inch)	Nipple Available Material S	V	N	H	B
		Blank Plug/Cap								
22R	FS 1/4"	60-JIS22R-4FS-_	2-1/4"	1.14"	Ra 0.2 (8 Ra) EP	•	o	x	x	x
	NPT 1/4"	60-JIS22R-4N-_	2"		Ra 0.8 (32 Ra)	•	o	x	x	x
	Blank Plug	50-JIS22R-BP-_	1-1/2"			•	x	x	x	•
22L	FS 1/4"	60-JIS22L-4FS-_	2-1/4"	1.14"	Ra 0.2 (8 Ra) EP	•	o	x	x	x
	NPT 1/4"	60-JIS22L-4N-_	2"		Ra 0.8 (32 Ra)	•	o	x	x	x
	Blank Plug	50-JIS22L-BP-_	1-1/2"		—	•	x	x	x	•
23R	FS 1/4"	60-JIS23R-4FS-_	2-1/4"	1.1/4"	Ra 0.2 (8 Ra) EP	•	o	x	x	x
	NPT 1/4"	60-JIS23R-4N-_	2"		Ra 0.8 (32 Ra)	•	o	x	x	x
	Blank Cap	50-JIS23R-BC-_	1-1/2"		—	•	x	x	x	•
23L	FS 1/4"	60-JIS23L-4FS-_	2-1/4"	1.1/4"	Ra 0.2 (8 Ra) EP	•	o	x	x	x
	NPT 1/4"	60-JIS23L-4N-_	2"		Ra 0.8 (32 Ra)	•	o	x	x	x
	Blank Cap	50-JIS23L-BC-_	1-1/2"		—	•	x	x	x	•
26R	FS 1/4"	60-JIS26R-4FS-_	2-1/8"	1.1/4"	Ra 0.2 (8 Ra) EP	•	o	o	o	x
	NPT 1/4"	60-JIS26R-4N-_	1-7/8"		Ra 0.8 (32 Ra)	•	o	o	o	x
	Blank Plug	50-JIS26R-BP-_	1-1/2"		—	•	x	o	o	•
26L	FS 1/4"	60-JIS26L-4FS-_	2-1/8"	1.1/4"	Ra 0.2 (8 Ra) EP	•	o	o	o	x
	NPT 1/4"	60-JIS26L-4N-_	1-7/8"		Ra 0.8 (32 Ra)	•	o	o	o	x
	Blank Plug	50-JIS26L-BP-_	1-1/2"		—	•	x	o	o	•

• = available
o = on request
x = not available
1°) = not suitable for brass

ADAPTORS FACE SEAL

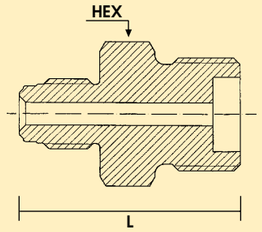

ADAPTORS NPT

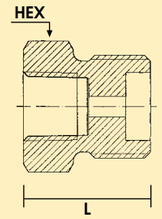

CONNECTORS BLANK CAPS

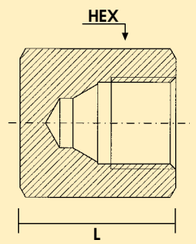



CONNECTORS BLANK PLUGS

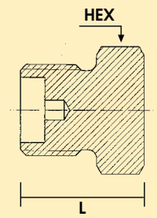

JIS B 8246 Ref.Number	End Connection	Ref. Number Outlet Seal Cap	Length (L)	HEX Outlet seal cap	Fig.	S 303	S 316	B
22R	Outlet Cap	70-JIS22R-OC_	0.57"	1.14"	1	•	o	•
22L	Outlet Cap	70-JIS22L-OC_	0.57"	1.14"	1	•	o	•
23R	Outlet Plug	70-JIS23R-OP_	1-3/4"	1.1/4"	2	•	o	•
23L	Outlet Plug	70-JIS23L-OP_	1-3/4"	1.1/4"	2	•	o	•
26R	Outlet Cap	70-JIS26R-OC_	0.57"	1.1/4"	1	•	o	•
26L	Outlet Cap	70-JIS26L-OC_	0.57"	1.1/4"	1	•	o	•

• = available
o = on request
x = not available

CYLINDER VALVES OUTLET SEAL CAPS

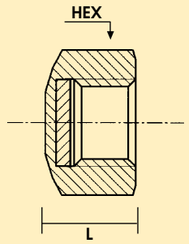

Fig. 1

CYLINDER VALVES OUTLET SEAL PLUGS

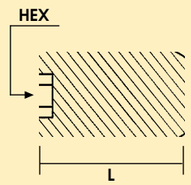

Fig. 2

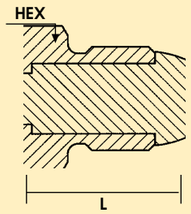

Fig. 3

MTA-CAT-9-0

ROTAREX
Group